

## WARNING

RIDING THIS BOARD IS AN INHERENTLY RISKY ACTIVITY AND COULD CAUSE SERIOUS INJURY OR DEATH. REDUCE YOUR RISKS BY FOLLOWING THE SAFETY GUIDELINES BELOW.

## SAFETY GUIDELINES

ALWAYS WEAR HELMET, WRIST GUARDS, KNEE PADS, ELBOW PADS, AND FLAT SOLED SHOES WHILE RIDING THIS BOARD.

NEVER RIDE WHERE THERE IS VEHICULAR TRAFFIC.

BEFORE RIDING ASSESS ALL OBSTACLES AND POTENTIAL DANGERS.

NEVER RIDE AT NIGHT OR UNDER POOR VISIBILITY.

NEVER RIDE UNDER THE INFLUENCE OF ALCOHOL OR DRUGS.

ALWAYS RIDE IN CONTROL AND WITHIN THE LIMITS OF YOUR OWN ABILITY.

CHILDREN SHOULD ALWAYS BE SUPERVISED BY AN ADULT WHEN RIDING.

## WARRANTY

### Atom Consumer Warranty Policy:

Atom warrants products against defects in workmanship and/or materials to the original retail purchaser for a period of thirty days from the original date of retail purchase. Warranty is limited to manufacturer's defects in workmanship or materials. The warranty is void if the product is damaged due to misuse or abuse, modifications to the product, improper assembly or repairs, or damage incurred in competition or commercial use. Warranty claims can be filed directly via [www.atomboards.com](http://www.atomboards.com).

### EXCLUSIVITY:

WARRANTIES SET FORTH IN THIS PROVISION ARE EXCLUSIVE AND IN LIEU OF ALL WARRANTIES EXPRESSED OR IMPLIED, INCLUDING WARRANTIES ARISING FROM COURSE OF DEALING OR USING OR TRADE. ATOM MAKES NO WARRANTY EXPRESSED OR IMPLIED, OF MERCHANTABILITY OR FITNESS FOR ANY PARTICULAR PURPOSE.

**PRODUCT SUBSTITUTIONS:** ATOM RESERVES THE RIGHT TO UPDATE MODEL DESIGNS, OR SUBSTITUTE MODELS WITH GRAPHIC AND/OR COLOR CHANGES. PRODUCT REPLACEMENTS ARE SUBJECT TO ITEM AVAILABILITY. IF AN EXACT REPLACEMENT IS NOT AVAILABLE, REPLACEMENT WILL BE MADE WITH A COMPARABLE ITEM OF EQUAL OR GREATER VALUE.

### LIMITATION OF LIABILITY:

SELLER SHALL NOT BE LIABLE IN CONTRACT, IN TORT (INCLUDING NEGLIGENCE), OR OTHERWISE FOR DAMAGE OR LOSS OF OTHER PROPERTY, LOSS OF PROFITS OR REVENUE, LOSS OF USE OF PROPERTY OR EQUIPMENT, CLAIMS OF CUSTOMERS OF THE BUYER, OR FOR ANY SPECIAL, INDIRECT, INCIDENTAL, OR CONSEQUENTIAL DAMAGES WHATSOEVER. UNDER NO CIRCUMSTANCES SHALL SELLER'S LIABILITY EXCEED THE PURCHASE PRICE OF THE GOODS IN RESPECT OF WHICH DAMAGES ARE CLAIMED. THE OBLIGATION OF ATOM LONGBOARDS AND BUYERS SOLE REMEDY UNDER ITS LIMITED WARRANTY IS THE SUPPLY OF A REPLACEMENT FROM REGULAR PRODUCT INVENTORY LINES. ATOM SHALL NOT BE LIABLE FOR ANY OTHER COSTS INCURRED NOR SHALL ATOM BE LIABLE FOR ANY SPECIAL, INDIRECT, INCIDENTAL OR CONSEQUENTIAL DAMAGES.

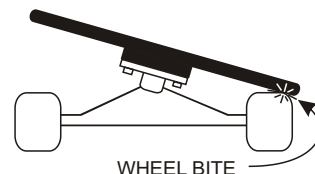
## ADJUST BEFORE RIDING

Before riding you will need to adjust your trucks to suit your weight and riding style (as shown below).

**Rider Weight** - In general, heavier riders require tighter trucks. Lighter riders require looser trucks.

**Riding Style** - Tighter trucks provide more stability for higher speeds. Looser trucks provide more manoeuvrability for carving tighter turns.

For beginners it is best to have medium to loose trucks. This will help you learn to make turns. However, trucks should always be tightened enough to avoid wheel bite (refer diagram at right).



WHEEL BITE

Test for wheel bite before you ride by leaning as hard as possible on either side of your deck (heel-side then toe-side). While leaning, check to see if your wheels hit your deck.



HEEL-SIDE WHEEL BITE CHECK

If they do, tighten your trucks until they do not.


Tip: Do this on level ground to prevent the board from rolling during the test.




TOE-SIDE WHEEL BITE CHECK

Note: If you cannot get your trucks tight enough or loose enough with the stock bushings buy harder or softer bushings from a skate shop.

Tighten / Loosen trucks as shown below using a 9/16" socket (or adjustable wrench).



RKP LONGBOARD TRUCK




STANDARD LONGBOARD TRUCK

## TIPS

### Truck Performance Tip:

For optimum turning precision keep your truck mounting hardware (screws / nuts) very tight. They will loosen with use so check them regularly.



TRUCK MOUNTING HARDWARE

### Truck Maintenance Tip:

If your trucks begin to squeak after time it's ok to apply a lubricant such as oil or WD-40 to your bushings and pivot cups. Pivot cups are the most common cause of squeaks.

### Deck Maintenance Tip:

Changes in humidity can cause stress cracks in skate decks. These cosmetic cracks don't affect the performance of your board but they are unsightly. To help reduce the chance of stress cracks keep your board indoors when not being ridden.